

New Student Roommate Selection Process - Fall 2026



Please note that students are welcome, but not required, to select a specific roommate.

Residence Life will match all students who do not select a specific roommate with other students based on compatible answers to the Roommate Questionnaire. All roommate selections and changes in the application must be completed by **11:59pm on June 15, 2026**. Applications will show in **draft** form until **submitted** by the student.

PLEASE NOTE: *only students who select “Traditional Double Room” as their Housing Style Preference on the Housing Application have the option of identifying a roommate through this process.*

PLEASE NOTE: *all roommate requests must be submitted through Residence following the instructions below by the deadline of June 15, 2026. We cannot honor requests submitted after that date, nor can we take requests through other methods (including but not limited to phone calls, emails (with the exception of suites), social media, notification to coaches, advisors, parents, or friends).*


If you have any questions or difficulties with this process, please contact the Student Life Office at Housing@smcvt.edu.


Roommate Matching Options

Incoming students have three options when it comes to roommate matching.

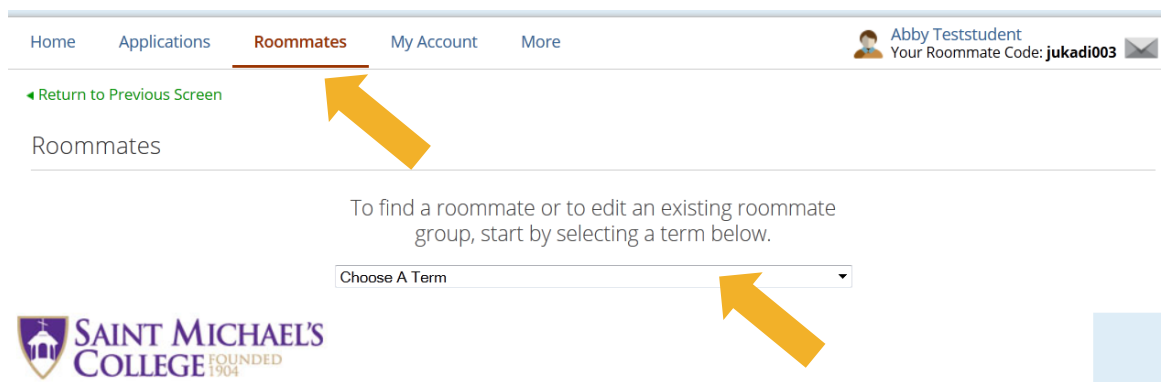
- 1. Complete The Roommate Matching Questionnaire** and be assigned a roommate based on your preferences. (This is the process that most students use and the one that is commonly referred to when people speak of “getting a random roommate”). You do not have to do anything besides submitting the housing application (the roommate matching questionnaire is on page 2 of the housing application).
- 2. Request A Specific Roommate Using Your Roommate Code**
On the system homepage, you will find “**Your Roommate Code**” just below your name on the top right of your screen.

[Home](#) [Applications](#) [Roommates](#) [My Account](#) [More](#)

 **Abby Teststudent**
[Logout](#)
Your Roommate Code: **jukadi003**



This is a unique code generated for each student, which you can give to another new student in order to link the two of you together. Before you give out your roommate code, please be positive that you want to live with that person. To do this, select **“Roommates”** from the top menu and then select the appropriate term (FALL 2026) in the **“Choose A Term”** drop down menu.



Then, select the **“Find someone you know”** tab, enter your roommate’s roommate code (NOT YOUR OWN), and select **“Send Invite”** to send them a message. (This process is similar to sending a friend request in Facebook).

Roommate Groups () [Change Term](#)



You may only have persons of the same gender in your group.

You must have an application for this term to be in a roommate group.

Search resident profiles

Find ideal roommates to invite into your group

Find someone you know

Enter the Roommate Code of a person you know

Enter a Roommate Code:

Send Invite

You can obtain your friend's Roommate Code by asking them on the phone or by email.

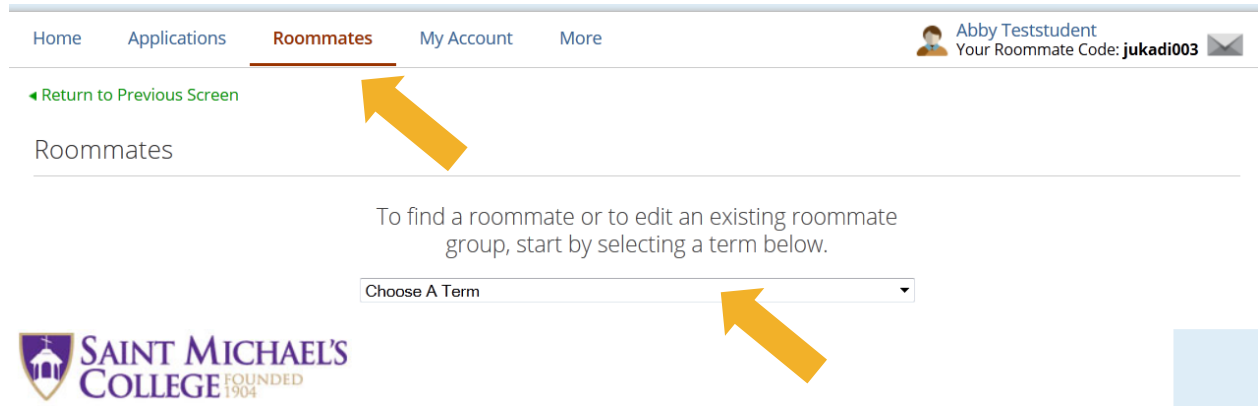
Roommate Codes are usually private and are not published or searchable.

PLEASE NOTE: Both students do not need to submit a roommate request. Once one person sends the request, the second person needs only to accept it and the roommate group will be formed.



3. Search For Potential Roommates

To do this, select **“Roommates”** from the top menu and then select the appropriate term (FALL 2026) in the **“Choose A Term”** drop down menu.



Then select **“Search resident profiles”** and select a few categories on the roommate matching profile and click **“Submit”** at the top to search for possible matches. You will then see a list of profiles of other students who had similar answers to yours. Please know that the more categories you select, the narrower your search will be and fewer results will be returned. **We suggest selecting 2 or 3 categories that are the most important to you and searching by those.**

Roommate Groups () [Change Term](#)



You may only have persons of the same gender in your group.

Search resident profiles

Find ideal roommates to invite into your group

Find someone you know

Enter the Roommate Code of a person you know

If you are interested in communicating directly with that student, click **“send message”** to send them an email. **PLEASE NOTE: all information (names, roommate codes, etc.) is anonymous until shared between students.**

Once you have found someone that you are interested in rooming with, you can share roommate codes and then submit them using the instructions under **“Request A Specific Roommate Using A Roommate code” (option #2)** above.

